

2EZSB, 2EZPSB DRIVES

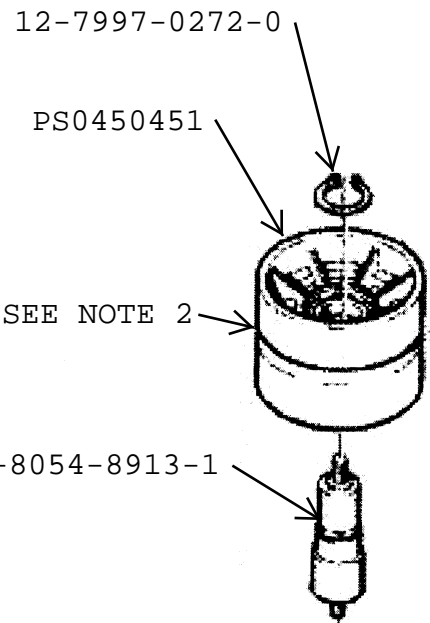
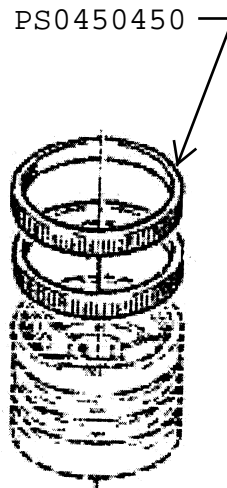
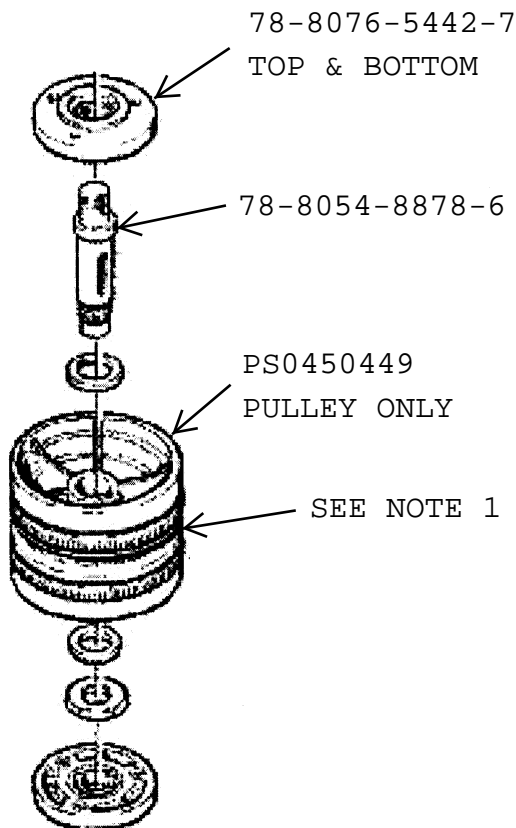
COMPLETE DRIVES W/O MOTOR

CE10-S470859800A LH (SHOWN)
CE10-S470859900A RH

BELT - CE10-S3403259ZZZ

ADDITIONAL PART NUMBERS:

SMALL TIMING BELT - CE10-S3401593ZZZ
LARGE TIMING BELT - CE10-S3402207ZZZ
DUAL TIMING PULLEY COMPLETE - CE10-S470405200A
LARGE TIMING PULLEY COMPLETE - S4706344
TAB WASHER FOR SPROCKET - 78-8057-5834-5
LOCK NUT FOR SPROCKET - 78-8057-5835-2



NOTE 1: COMPLETE PULLEY WITH SHAFT AND BEARINGS IS PART NUMBER 78-8076-4862-7

NOTE 2: COMPLETE IDLER PULLEY W/SHAFT IS PART CE10-S4704053ZZZ